

**Life**<sup>TM</sup>

SCIENCE FOR ALL

# Make a shoe-box bug hotel


Make a cosy habitat for the minibeasts in your garden!

## We used

- An old shoe-box (or any similar sized cardboard box)
- Card • Scissors
- Bamboo, dried leaves and twigs


## STEP 1

Measure the short edge of your shoe-box and cut strips of card to match this.  
(Two or three will do.)



## STEP 2

Use your strips of card to create the floors of your bug hotel, by wedging them in at different heights.



How many floors can you add to your bug hotel?

## STEP 3

Fill your bug hotel with sustainable materials like bamboo, dried leaves and twigs!

Build it up to the top!



Let us know how you got on - tag us @ScienceAtLife.  
For more activities you can do at home, go to [life.org.uk/life-goes-online](http://life.org.uk/life-goes-online)



# Life

SCIENCE FOR ALL



# Bug hotel Fact sheet



Different insects like different things in their homes. These facts will help you create the perfect home for your favourite insects, using the right materials to attract them.


Corrugated cardboard rolled up is the perfect way to create a home for **lacewings**.



Dry sticks and pinecones are perfect for **ladybirds** to hibernate in.



Hollow stems (such as old bamboo cane and paper straws) make good nesting sites for solitary **bees**.



Dry leaves offer homes for a variety of **invertebrates** by mimicking the litter on the forest floor.



Let us know how you got on - tag us @ScienceAtLife.  
For more activities you can do at home, go to [life.org.uk/life-goes-online](http://life.org.uk/life-goes-online)