

# Life

SCIENCE FOR ALL

# Make a wooden bug hotel




## We used

- 4 pieces of wood
- Nails
- Lolly sticks
- Staples
- Bamboo, dried leaves and twigs

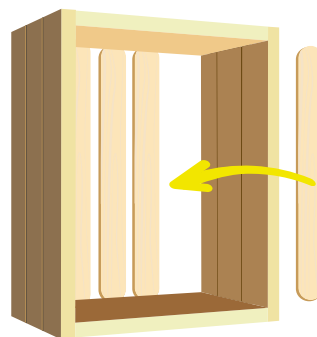
## STEP 1

Take two pieces of wood and create a right-angled L shape. Use a hammer and nails to secure them together (ask an adult for help if you need it). Repeat the process with the remaining two pieces of wood.



## STEP 2

Staple lolly sticks to the back of your bug hotel to keep the contents inside.



## QUESTION:

What sustainable materials could you use to fasten the lolly sticks?

## STEP 3

Fill your bug hotel with sustainable materials, like Bamboo, dried leaves and twigs!

Build it up to the top!



Let us know how you got on - tag us @ScienceAtLife.  
For more activities you can do at home, go to [life.org.uk/life-goes-online](https://life.org.uk/life-goes-online)



# Life

SCIENCE FOR ALL



# Bug hotel

## Fact sheet



Different insects like different things in their homes. These facts will help you create the perfect home for your favourite insects, using the right materials to attract them.


Corrugated cardboard rolled up is the perfect way to create a home for **lacewings**.



Dry sticks and pinecones are perfect for **ladybirds** to hibernate in.



Hollow stems (such as old bamboo cane and paper straws) make good nesting sites for solitary **bees**.



Dry leaves offer homes for a variety of **invertebrates** by mimicking the litter on the forest floor.



Let us know how you got on - tag us @ScienceAtLife.  
For more activities you can do at home, go to [life.org.uk/life-goes-online](http://life.org.uk/life-goes-online)