



Learning Lab<sup>o</sup>

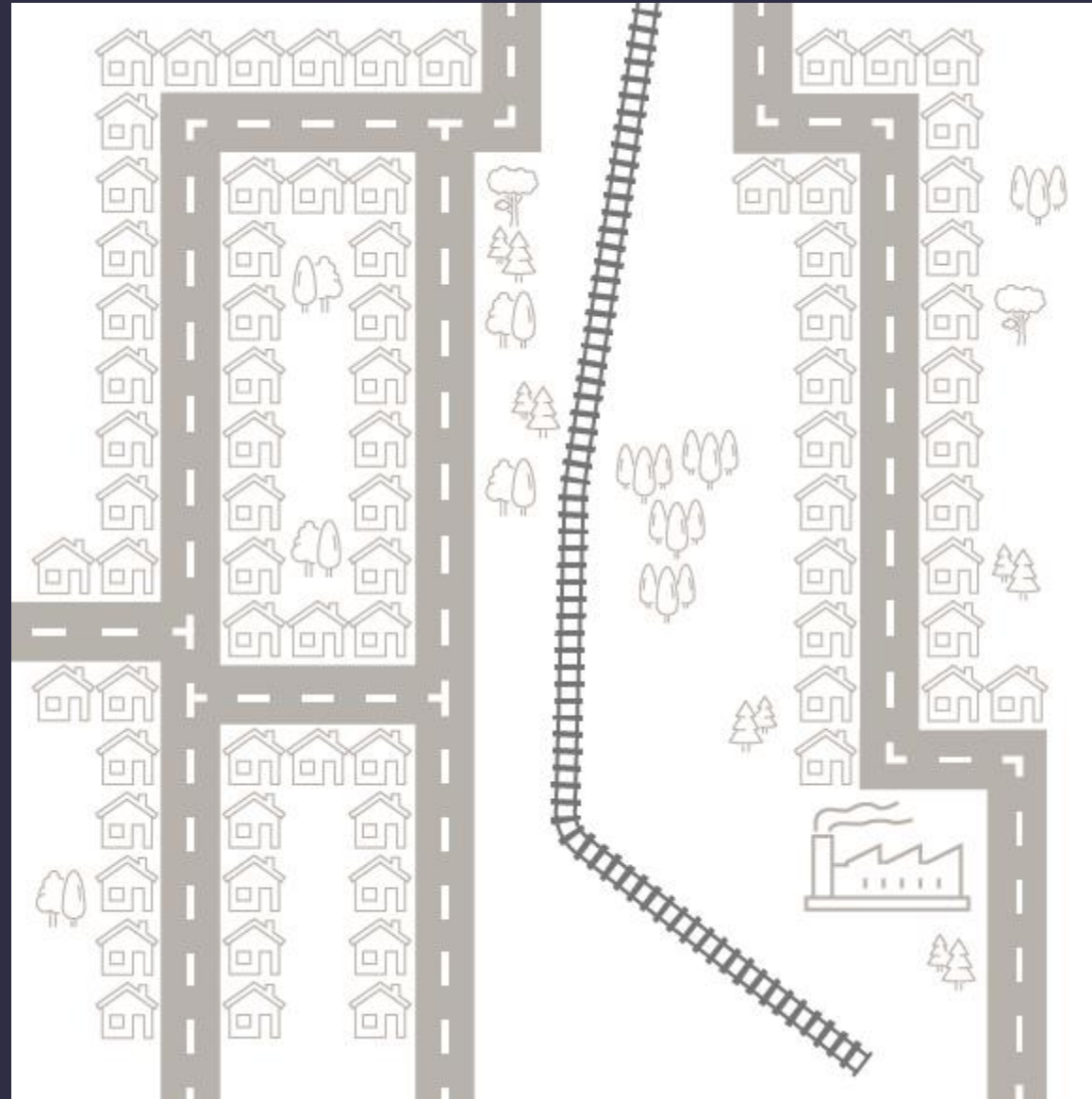
# POWERING THE FUTURE

Heat 2

## Heat Network Map

The local council have asked you to create a plan for a heat network.

The heat network is made up of pipes moving waste hot water from a local factory and into homes.



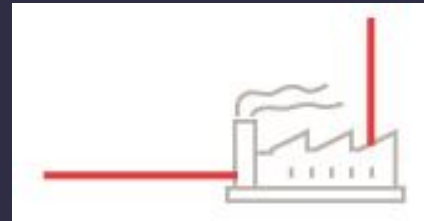


Draw a plan on the map for pipes carrying heated water from the factory to nearby homes.


## Rules

- Draw lines that show where pipes will be buried underground.
- Pipes must begin at the factory.
- Every home must be connected to the heat network.
- For a house to be connected to the network, a pipe must pass through the house's symbol.

There can be more than one pipe that leaves the factory.  
For example:



Pipes can branch off another pipe.  
For example:





# Learning Lab<sup>o</sup>

from Glasgow Science Centre

# POWERING THE FUTURE



Learning Lab<sup>o</sup>



SCIENCE  
SKILLS  
ACADEMY  
ACADAMAIDH  
SBILEAN  
SAIDHEANS

Life<sup>™</sup>  
Science Centre

GLASGOW  
**SCIENCE  
CENTRE!**  
Registered Scottish charity SC030809